

Year 1 Week 2 home learning



Monday

English

We are going to be looking at poetry this week.

We will be using this poem by Tony Mitton as a starting point for our work.

You can find more poems by Tony in his books Plum and Come into this Poem.



Find out more about Tony on his website: <http://www.tonymitton.co.uk/>

You will find clips of him reading his poems there too.

Technical aspects:

The poem has 3 stanzas or verses.

The rhyme pattern is ABCB

Tony uses lots of repetition of *h* sounds: *here's, hat, holds, head, hugs, hair*

The poem uses nouns (*hat, head, wind, sky, lid* etc) and strong verbs (*holds, read, keeps, hugs, warms, love*).

You do not need to use these terms with young children, but when you read and perform the poem you can highlight these powerful words through actions and gestures.

Please note - children may need adult help with the writing tasks. Some task may be done in pictures if appropriate.

About this poem:

This is a wonderful poem to use with young children. It is a good example of how poetry can work at more than one level at the same time.

At a simple level, the poem is about a hat. However, it is also about all the thoughts we hold in our heads and who we are.





My Hat!



Here's my hat.

It holds my head,
the thoughts I've had
and the things I've read.

It keeps out the wind.

It keeps off the rain.

It hugs my hair
and warms my brain.

There's me below it,
the sky above it.

It's my lid.

And I love it.



Monday

Find several different hats that you have at home. Talk about the hats - how many hats do you have? Who do they belong to? Can you sort them into summer hats and winter hats? Which hats make you feel happy and why? Choose one and wear it to perform the poem with actions as Tony Mitton does on his website video:

<http://www.tonymitton.co.uk/#/read-with-tony/4556370956>

Can you learn the poem by heart? You could even send us a video of you performing the poem.

Draw a picture of you wearing your hat.

Monday

Phonics


Phase 4 Lesson 4

https://www.youtube.com/watch?v=BDy_YT8t8KI&safe=true

Adult Guidance

Cut out and stick your choice of Final Consonant Blend Rocks on the sides of a large dice.

Children can then roll the dice and write words that contain the blend rolled.



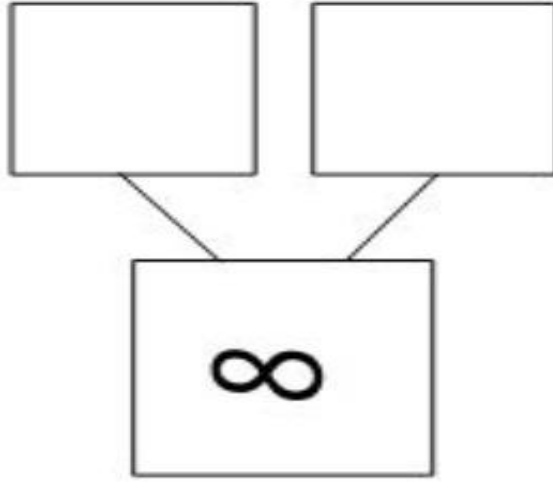

Maths

<https://classroom.thenational.academy/lessons/reognising-number-bonds-to-seven-and-eight-6Or6cc>



Activity

Investigate the number bonds to eight that are shown below, recording your answers in a part whole model.



Monday

Science

Winter

Watch the powerpoint about Winter in the files with an adult.

What Happens in Winter?

Winter is one of the four seasons. It is the season that comes after autumn.

Winter begins on 22nd December and finishes in March.



During the winter there is less sunlight, which means the days are shorter and colder than during any other season.

Most trees and plants stop growing in the winter.



Many animals hibernate.



Many festivals are celebrated during the winter including Christmas, New Year, Hanukkah and Valentine's Day.

There are many outside activities that people enjoy in the winter season such as making snowmen, sledging, and ice skating. Cold weather and snow can be a lot of fun!



Write a sentence about, or draw and label 3 things which you have found out that you didn't know before.

Tuesday

English

Look at all your hats. Draw several hats and label who wears it and why or complete the worksheet, Whose Hat? which is all about people in different hats.



Talk time

Look at the people wearing the hats. Talk about what they are doing. Why do they need a hat?



skiers



cooks



police officers



cowboy cowgirl



fire fighters



cyclists

Tuesday

Phonics

Phase 4 Lesson 5

https://www.youtube.com/watch?v=BDy_YT8t8KI&safe=true

Phase 4 Tricky Words

c n d e z i z c s y j c
m f e d p b y d o w x o
g v f l q w s s m p k m
z k a f u g a w e g t e
l m y e m j i f w z h e
i k l w m i d h a v e i
k k o o q a g u x w r o
e n z u l i t t l e e m
a h k t h x p w f r u q
r x a k w w h a t e i h
e s k q v z v n a l d y
o n e w h e n c x r t h

said
have
like
some

come
little
one
were

there
what
when
out

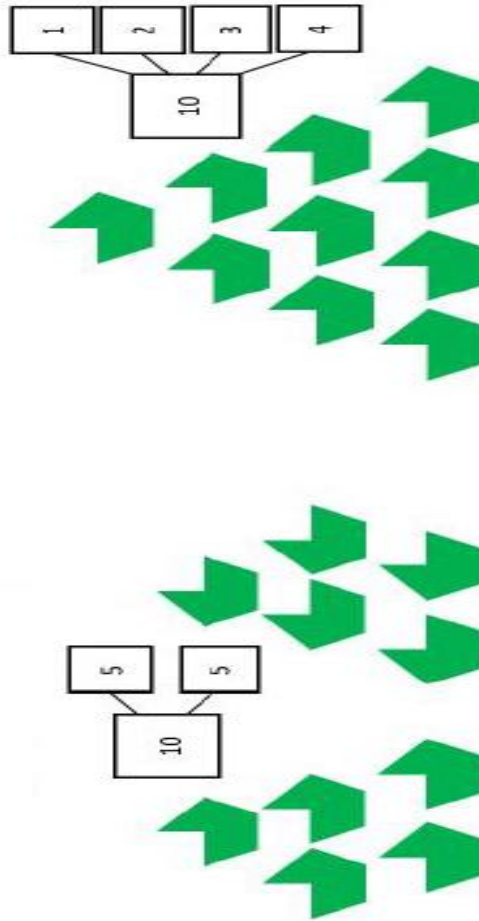
Tuesday

Maths

<https://classroom.thenational.academy/lessons/recognising-number-bonds-to-nine-and-ten-c8v3ec>

Activity

Arrange your manipulatives to investigate the number bonds that make up 10, using as many different parts as you like. Here are some examples:



Tuesday

RE

How was Jesus' birth different to our own?

Can you find out about when you were born?

Ask the children complete a 'same and different' chart between births today and Jesus' birth. You can draw a picture and label each thing, for example

Same	Different

Wednesday

English

Favourite clothes: draw two or three pictures of yourself in different things you love to wear.

On your own, or with help, write why you like to wear these things. Try to include an adjective to describe them.

For example: *This is me in my pyjamas. I like them because they have green dinosaurs on them.*

Wednesday

Phonics

Phase 4 lesson 6

<https://www.youtube.com/watch?v=3o-D4122bqs>



Level 4

Train Spotters

Help Kit and Sam spot things on their train ride! Read the items on the train journey spotter sheet and stick the correct picture in the matching box.

tree

star

flag

clown

grass

frog

train

track

swing

stop



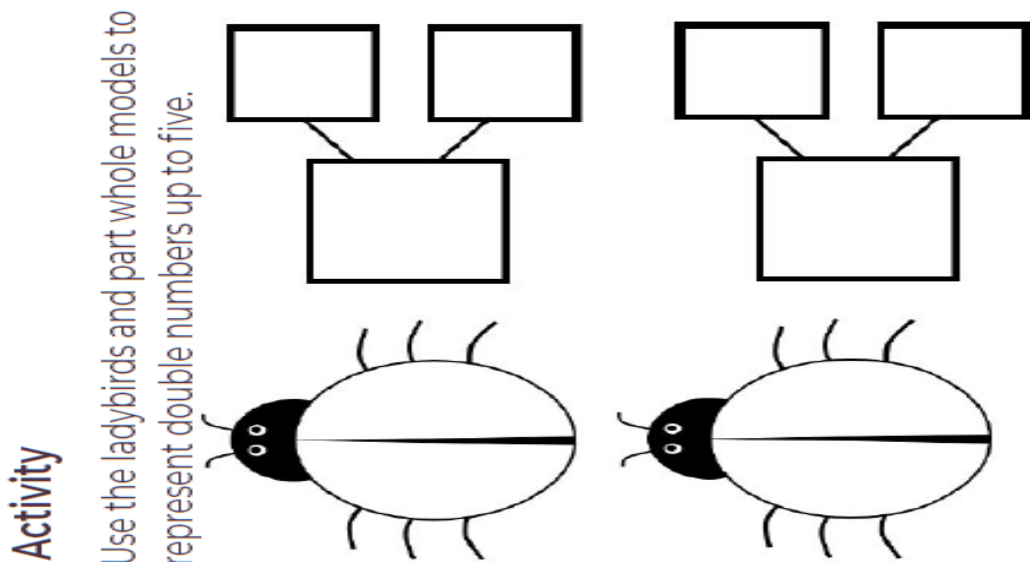
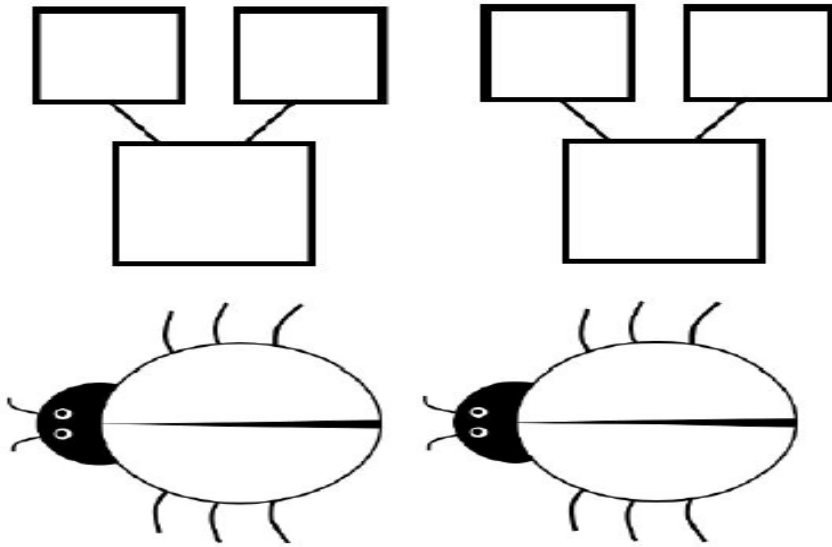
visit twinkl.com



Wednesday

Maths

<https://classroom.thenational.academy/lessons/finding-double-of-a-number-up-to-five-70vkad>



Wednesday

Geography

Type in 'Google earth' in your browser.

Zoom in.

Your quest is to find your school.

Which continent do we live in?

Which country do we live in?

Which town is our school in?

Can you see St. Edmund's Church?

Can you find some other places you know?

Thursday

English

Read the My Hat poem again. Design and draw a picture of a hat you would really love to have. It could have special features like ear flaps for when it gets cold or a special place to keep snacks!

Make the picture big and clear so that you can talk about it when you go back to school. You might like to add some labels to your drawing. Can you write 1 or 2 sentences about why you would love to have a hat like this.

Thursday


Phonics

Phase 4 lesson 7

<https://www.youtube.com/watch?v=O6yT7EMqOqw&t=140s>

Sam is collecting items that begin with an initial consonant sound.

Can you either cut and stick or draw a line from a picture with an initial consonant blend to the rucksack. For example stick spoon

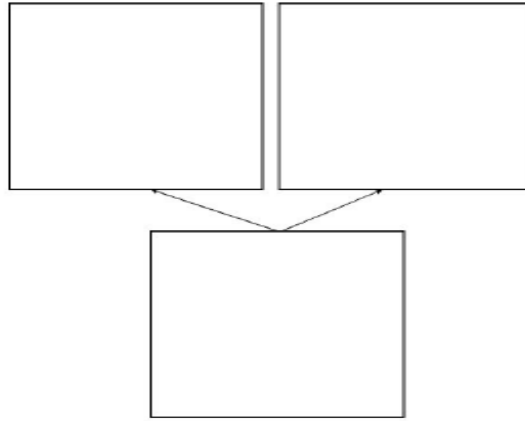


Thursday

Maths

<https://classroom.thenational.academy/lessons/finding-half-of-a-number-within-10-6gtkjc>

Find half of numbers to 10, and sort them into numbers that can be halved, and numbers that cannot.



Activity

Can share	
Cannot share	

Thursday

Spellings to learn for next week.

Mrs Harris or Mrs Sylvester might test you when we have our Teams catch up.

Here are this week's spellings to practise.

off	hiss
puff	less
sniff	us
if	bus
miss	yes

twinkl.com


Challenge: can you write a sentence for each spelling

Thursday

Words with /f/ and /s/ Sounds Spelt Using 'ff' and 'ss'

d l l l h a u a c y e s
l l n x o b p p u f f o
e n o f b u c e q d s v
v v f m i s s y x k u z
d i f n y m c l q l x y
s e d h a m m e p y v d
u f m m h i s s x d e s
k p h c w v t s n i f f
j x v t m l d j c o y y
x e f w n l q c l l g j
u s z g m e d l u h h x
p d q i e g t e d c d c

off	miss	if	bus
puff	hiss	us	yes
sniff	less		



Handwriting

Words with /f/ and /s/ Sounds Spelt Using 'ff' and 'ss'

Practise your weekly spelling words using print handwriting.

off

puff

sniff

miss

hiss

less

if

us

bus

yes

Friday

English

Make a list of thoughts to go in a class Hat of Happy Thoughts.

Write or draw things that make you happy. For example:

my dog wagging his tail chewing a slice of cheesy pizza

riding my bike really fast

When you go back to school your teacher will collect these ideas to go in the class Hat of Happy Thoughts.

Friday

Phonics


Phase4 Lesson 8

https://www.youtube.com/watch?v=avL4A_6dEoQ

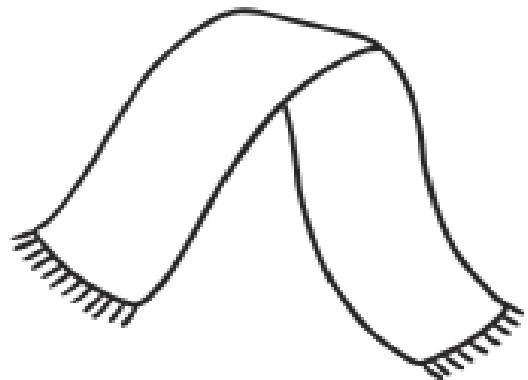
Winter Phase 4 Early Reading Comprehension Activity

Read the sentence. Add the information to the picture.


I can see a robin in the tree.



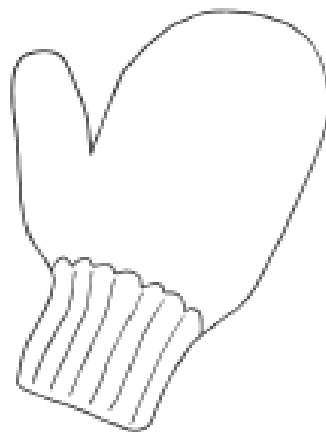
My long scarf has green and black spots.



There are three sticks in the deep brown mud.



My mitten has a zigzag pattern.



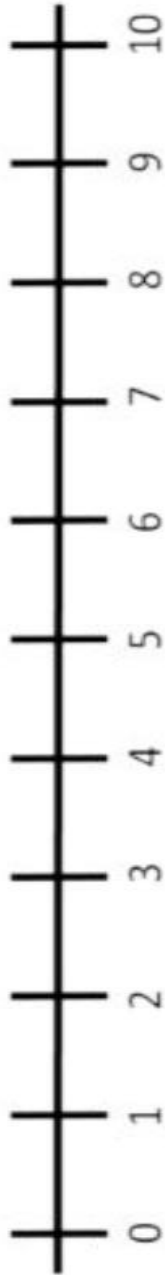
Friday

Maths

<https://classroom.thenational.academy/lessons/finding-one-more-and-one-less-of-a-number-within-10-cn62r>

Activity

Investigate one more and one less of numbers to ten, using the below number line.



Friday

Art/DT

Design and make a hat for Eddy Teddy (or one of your own special teddies) out of items in your recycling bin. You could paint it if you have some paint.

Take a photo of your hat.

PE

1. Join in with the Joe Wicks PE sessions Monday, Wednesday and Friday at 9am on Youtube
2. Roll up a piece of paper into a ball or use a tennis ball if you have one. Stand about 2 metres away and throw the ball into a wastepaper basket or a washing up bowl. Do this 10 times each day and record your score. Have you improved through the week?

If it is too easy, stand further back.